




# Make a Word


## Directions:

1. Print the cards on each pages 2-8. Page 2 is your work mat (for best results, laminate page 2 or put it in a sheet protector), pages 3-8 can be cut apart.
2. Organize the cards by color. Place them face down in stacks.
3. Flip one card from each stack and place each in the correct color spot on the work mat
4. Did you make a real word? If so, write it below the card spaces on the work mat with a dry erase marker (or on a separate sheet of paper)



# Make a Word

Place a card of the same color in each space. If you make a real word, write it in the box below!



Words:

f

m

l

t

s

r

p

h

f

f

m

s

s

p

p

b

ai

ai

ee

ee

oo

oo

ee

oo

ou

ou

oo

od

ee

oo

oo

ee

l

d

l

t

n

l

d

l

l

t

l

t

nd

t

d

n